













TMT SERIES

TRUCK MOUNTED forklifts



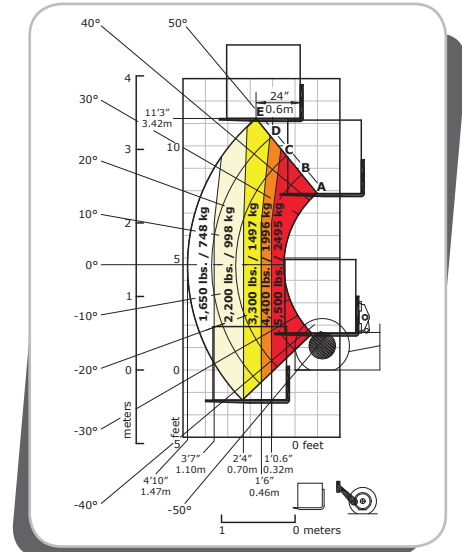
TMT SERIES TRUCK MOUNTED FORKLIFT SPECIFICATIONS

		TMT 55HT TMT 55XT	TMT 55HT-4W TMT 55XT-4W	
 LIFT CAPACITY	Maximum Lift Capacity* (kg)	5,500 lbs. (2495)	5,500 lbs. (2495)	
	Capacity at Maximum Reach (kg)	3,300 lbs. (1497)	3,300 lbs. (1497)	
 LIFT HEIGHT	Maximum Lift Height (m)	11'3" (3.43)	11'3" (3.43)	
	Maximum Forward Reach (m)	4'10" (1.47)	4'10" (1.47)	
 ENGINE	Type	Kubota D1803-CR Tier IV		
	Power @ 2700 rpm (kW)	49 hp (37)		
	Displacement (cm ³)	111.4 cu.in. (1826)		
	Maximum Torque @ 1450 rpm (Nm)	111 ft.lbs. (150.5)		
	Injection / Cooling	Direct/ Water		
 TRANSMISSION	Type	Hydrostatic, Hydraulic Reversing Shift		
	Maximum Travel Speed (km/hr)	7 mph (11.2)	7 mph (11.2)	
 HYDRAULICS	Pump Type	Gear Type, Flow Divider with Priority to Steering		
	Pressure (bar)	3600 psi (245)	3600 psi (245)	
	Flow Rate (L/min.)	12 gpm (46)	12 gpm (46)	
 BRAKES	Service Brake	Hydrostatic		
	Parking Brake	Spring-Applied, Hydraulic Release (SAHR)		
 FORKS	Fork Length (mm)	48" (1219)	48" (1219)	
	Fork Width x Thickness (mm)	4" (102) x 1.75" (44)	4" (102) x 1.75" (44)	
	Maximum Distance Between Forks (mm)	42" (1067)	42" (1067)	
	Carriage Rotation	107°	108°	
 CAPACITIES	Hydraulic Oil (L)	12 gal (45)	12 gal (45)	
	Fuel Tank (L)	8 gal (30)	8 gal (30)	
	Cooling System (L)	2 gal (8)	2 gal (8)	
 GENERAL SPECIFICATIONS	Weight – Without Forks (kg)	5,820/5,865 lbs. (2640/2660)	6,000/6,355 lbs. (2722/2883)	
	Turning Radius – Outside Wheels (m)	9'0" (2.74)	8'7" (2.61)	
	Overall Height (m)	8'0.5" (2.45)	8'0.5" (2.45)	
	Overall Width (m)	8'5" (2.57)	8'5" (2.57)	
	Overall Length – Without Forks (m)	9'4" (2.85)	9'7" (2.92)	
	Ground Clearance (mm)	10" (254)	10" (254)	
	Maximum Drawbar Pull (kN)	4800/5000 lbf. (21/22)	4800/5000 lbf. (21/22)	
	Rear Over hang (m)	4'8" (1.4)	4'8" (1.4)	
	 TIRES	Front & Rear	31 x 15.5-15	31 x 10-16.5 / 31 x 15.5-15

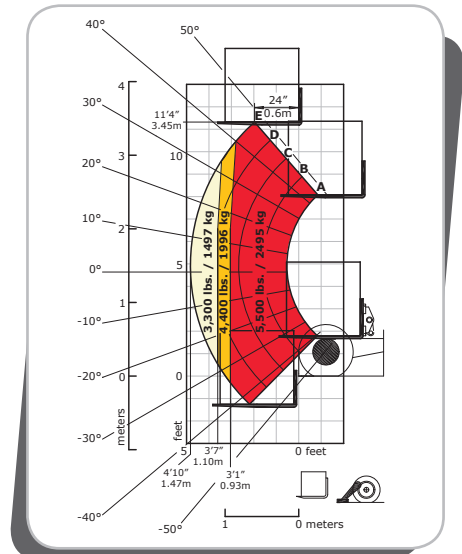
* Capacity measured at 24" load center, in front of wheels, with stabilizers down.

LOAD CHARTS

An American National Standard
ASME B56.14



Load Chart with Stabilizers Up



Load Chart with Stabilizers Down

TMT SERIES MODEL DESIGNATION

HT - High Traction (high flotation tires, 400 cc front drive and 750 cc rear drive motors)

XT - Extra Traction (high flotation tires, 750 cc front and rear drive motors, larger hydrostatic pump)

This publication in no way constitutes an offer and the company reserves the right to alter specifications without notice.



MANITOU AMERICAS • PO Box 179 • West Bend, WI 53095
Tel: 262-334-9461 • Fax: 262-338-7517 • www.manitou.com

©2016 Manitou Americas, Inc. Manitou. All rights reserved. Printed in the U.S.A. A Manitou Group brand.

TMT_SpecSheet_(1-2016)